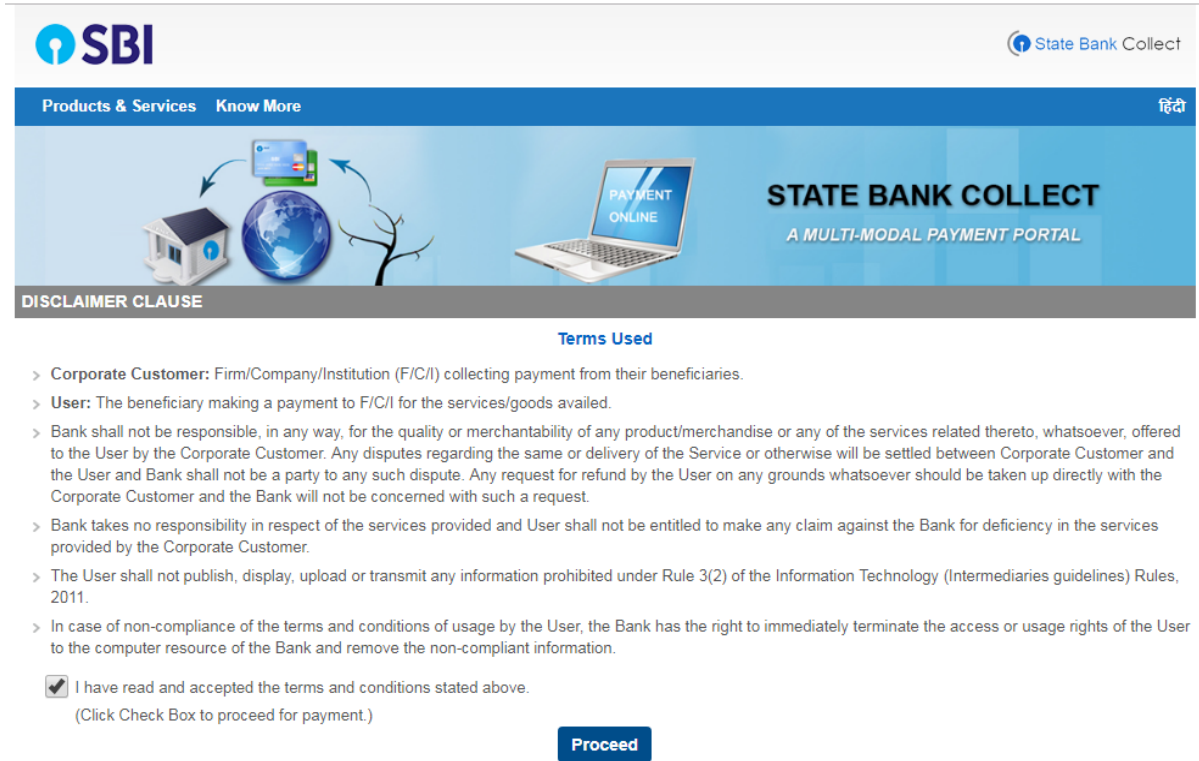


SBI COLLECT STEPS

Step 1: Go to <https://www.onlinesbi.com/sbcollect/> & Click Check Box - the terms and conditions stated above then click on Proceed button



SBI State Bank Collect

Products & Services Know More हिंदी

STATE BANK COLLECT
A MULTI-MODAL PAYMENT PORTAL

DISCLAIMER CLAUSE

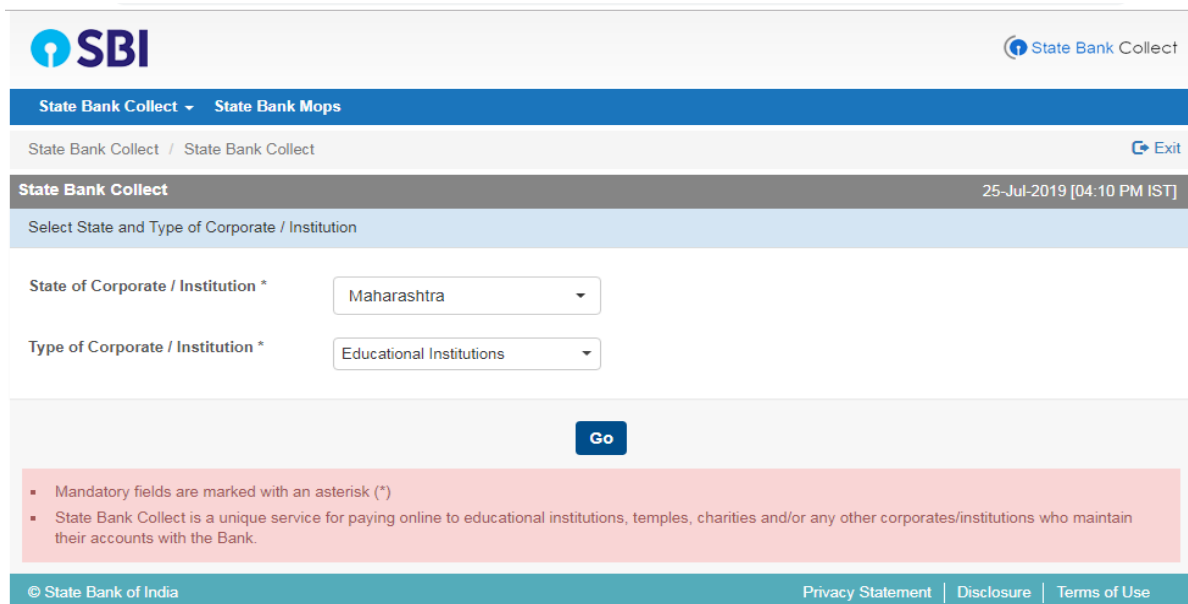
[Terms Used](#)

- > **Corporate Customer:** Firm/Company/Institution (F/C/I) collecting payment from their beneficiaries.
- > **User:** The beneficiary making a payment to F/C/I for the services/goods availed.
- > Bank shall not be responsible, in any way, for the quality or merchantability of any product/merchandise or any of the services related thereto, whatsoever, offered to the User by the Corporate Customer. Any disputes regarding the same or delivery of the Service or otherwise will be settled between Corporate Customer and the User and Bank shall not be a party to any such dispute. Any request for refund by the User on any grounds whatsoever should be taken up directly with the Corporate Customer and the Bank will not be concerned with such a request.
- > Bank takes no responsibility in respect of the services provided and User shall not be entitled to make any claim against the Bank for deficiency in the services provided by the Corporate Customer.
- > The User shall not publish, display, upload or transmit any information prohibited under Rule 3(2) of the Information Technology (Intermediaries guidelines) Rules, 2011.
- > In case of non-compliance of the terms and conditions of usage by the User, the Bank has the right to immediately terminate the access or usage rights of the User to the computer resource of the Bank and remove the non-compliant information.

I have read and accepted the terms and conditions stated above.
(Click Check Box to proceed for payment.)

Proceed

Step 2: Select **State: Maharashtra** and **Institute: Educational Institutions** then click on Go button.



SBI State Bank Collect

State Bank Collect ▾ State Bank Mops

State Bank Collect / State Bank Collect Exit

State Bank Collect 25-Jul-2019 [04:10 PM IST]

Select State and Type of Corporate / Institution

State of Corporate / Institution * Maharashtra ▾

Type of Corporate / Institution * Educational Institutions ▾

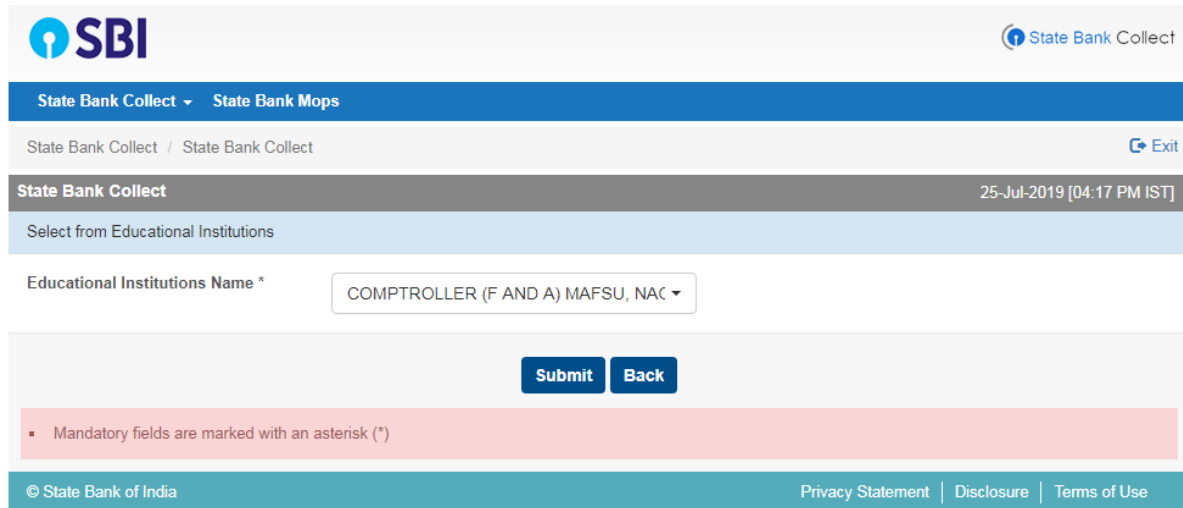
Go

- Mandatory fields are marked with an asterisk (*)
- State Bank Collect is a unique service for paying online to educational institutions, temples, charities and/or any other corporates/institutions who maintain their accounts with the Bank.

© State Bank of India Privacy Statement | Disclosure | Terms of Use

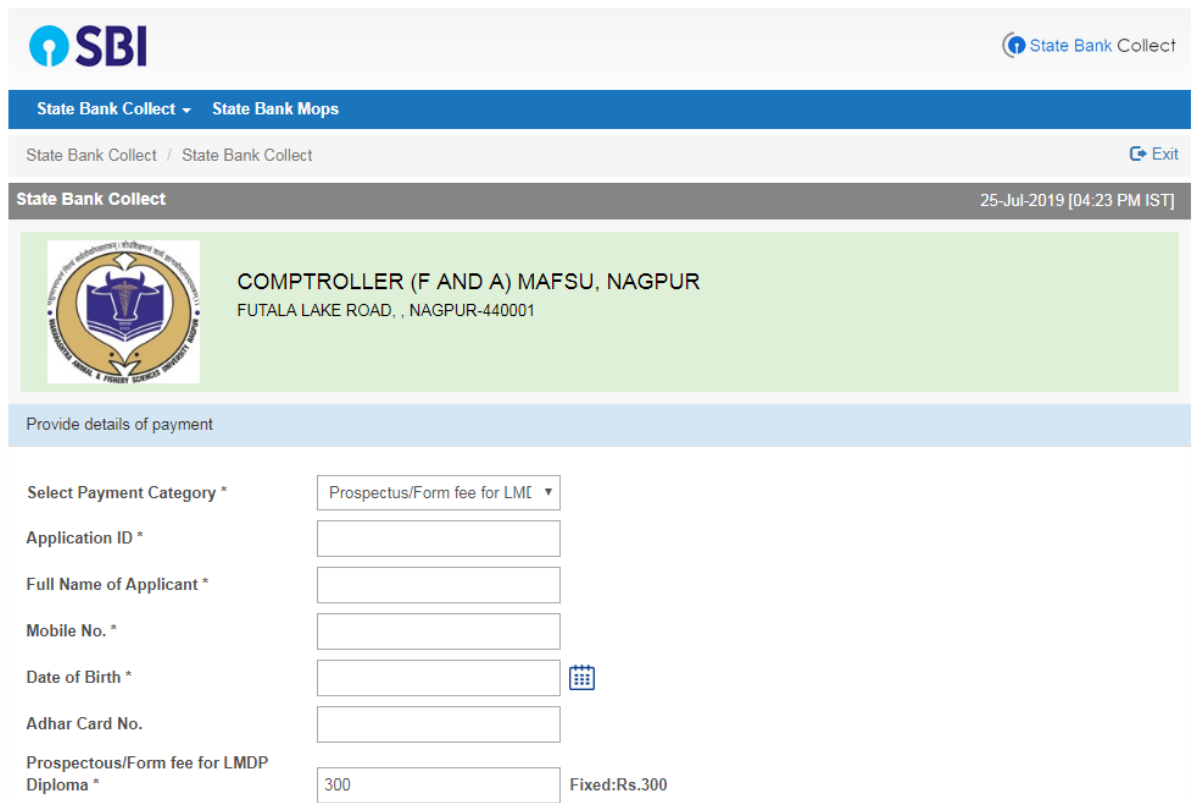
Step 3: Select Educational Institute name :

Comptroller (F and A) MAFSU, NAGPUR and click on SUBMIT button.



The screenshot shows the SBI State Bank Collect portal. At the top left is the SBI logo, and at the top right is the text "State Bank Collect". Below this is a blue navigation bar with "State Bank Collect" and "State Bank Mops". The breadcrumb trail shows "State Bank Collect / State Bank Collect" with an "Exit" button. The page title is "State Bank Collect" and the timestamp is "25-Jul-2019 [04:17 PM IST]". The main heading is "Select from Educational Institutions". Below this is a form field for "Educational Institutions Name *" with a dropdown menu showing "COMPTROLLER (F AND A) MAFSU, NAC". There are "Submit" and "Back" buttons. A red box contains the text "Mandatory fields are marked with an asterisk (*)". At the bottom, there is a footer with "© State Bank of India", "Privacy Statement", "Disclosure", and "Terms of Use".

Step 4: Select payment category: **Prospectus/Form fee for LMDP Diploma** for new registration . Fill the form and submit. Choose payment method and make the payment.



The screenshot shows the SBI State Bank Collect portal. At the top left is the SBI logo, and at the top right is the text "State Bank Collect". Below this is a blue navigation bar with "State Bank Collect" and "State Bank Mops". The breadcrumb trail shows "State Bank Collect / State Bank Collect" with an "Exit" button. The page title is "State Bank Collect" and the timestamp is "25-Jul-2019 [04:23 PM IST]". The main heading is "Provide details of payment". Below this is a form with the following fields: "Select Payment Category *" with a dropdown menu showing "Prospectus/Form fee for LMC"; "Application ID *"; "Full Name of Applicant *"; "Mobile No. *"; "Date of Birth *" with a calendar icon; "Adhar Card No."; "Prospectus/Form fee for LMDP Diploma *" with a value of "300" and "Fixed:Rs.300".